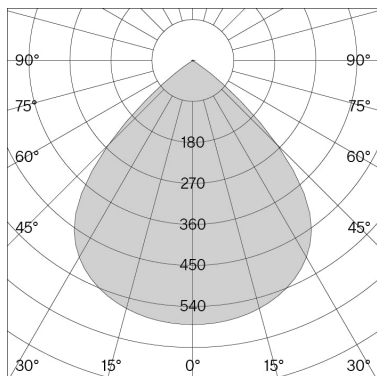
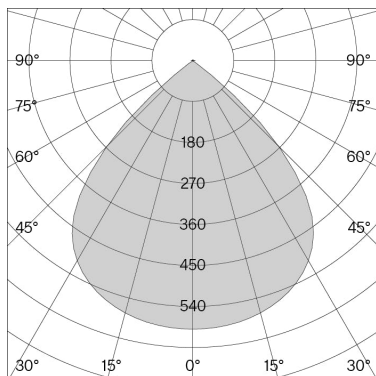


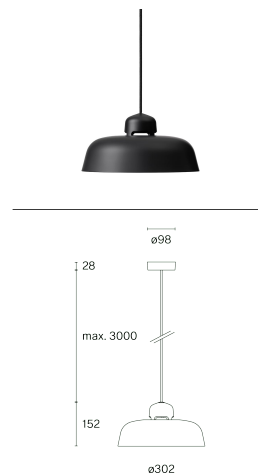
w162 Dalston s1 silk grey



w162 Dalston s2 silk grey



w162 Dalston s1



Technical information

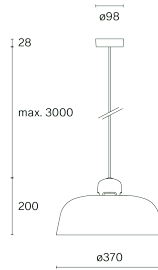
Physical	
Material	Shade: aluminium / die-cast aluminium LED engine: die-cast aluminium Canopy: polycarbonate Textile cable
Optics	Reflector & diffuser prism: polycarbonate
IP rating	20
Protection class	I
LED	
Light source	COB LED (included)
Lifetime expectancy	L80 / 50,000 h
CRI Colour Rendering Index	≥ 90
Standard deviation of colour matching	3-step MacAdam
Replaceable by a professional	

The technical data represent rated values for an ambient temperature of 25°C. The data values for the luminous flux are initially subject to a tolerance of +/- 10%, those for the electrical connected load are initially subject to a tolerance of +/- 10%, and those for the colour temperature are initially subject to a tolerance of +/- 150 K. No liability is assumed for typographical or printing errors. The general terms and conditions of Wästberg Lighting AB apply.


Article-specific information

Version	s1
Mounting	Ceiling suspended
LED Colour temperature (CCT) / Luminous flux	2700 K / 524 lm
Voltage / System power	220–240 V / 9 W
Efficacy	55 lm / W
Light control	Phase-cut dim
Net weight	1.2 kg
Packaging dimensions	L38 × W38 × H25 cm (0.04 m ³)
Gross weight	2.6 kg
Colour/Finish	
Graphite black (RAL 9011)	● 162S119011 / 7330492009131
Silk grey (RAL 7044)	● 162S127044 / 7330492009193
Nut brown (RAL 8011)	● 162S138011 / 7330492009254
Olive green (RAL 6003)	● 162S146003 / 7330492009315
Raw tumbled/aluminium (painted)	● 162S150002 / 7330492000893
Raw tumbled	●
Art. No. / EAN code	

w162 Dalston s2



w162 Dalston s3



Article-specific information

Version	s2	s3
Mounting	Ceiling suspended	Ceiling suspended
LED Colour temperature (CCT) / Luminous flux	2700 K / 515 lm	2700 K / 501 lm
Voltage / System power	220–240 V / 9 W	220–240 V / 9 W
Efficacy	55 lm / W	55 lm / W
Light control	Phase-cut dim	Phase-cut dim
Net weight	1.6 kg	1.4 kg
Packaging dimensions	L44.5 × W44.5 × H25 cm (0.05 m ³)	L38 × W38 × H25 cm (0.04 m ³)
Gross weight	3.6 kg	2.8 kg
Colour/Finish	Art. No. / EAN code	Art. No. / EAN code
Graphite black (RAL 9011)	● 162S219011 / 7330492009322	● 162S319011 / 7330492001135
Silk grey (RAL 7044)	● 162S227044 / 7330492009377	● 162S327044 / 7330492001098
Nut brown (RAL 8011)	● 162S238011 / 7330492009421	
Olive green (RAL 6003)	● 162S246003 / 7330492009476	
Raw tumbled/aluminium (painted)	● 162S250002 / 7330492000985	
Raw tumbled	●	162S350002 / 7330492001074