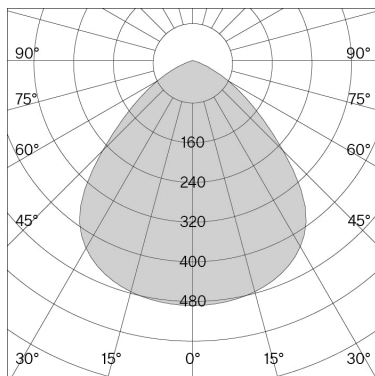
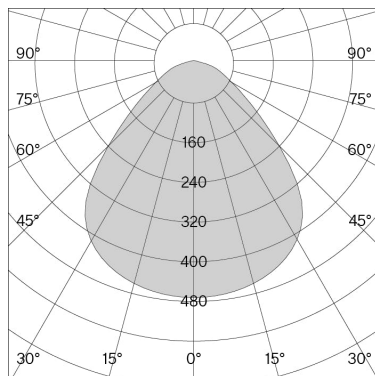



w201 Extra small pendant s1 traffic white



w201 Extra small pendant s2 traffic white



w201 Extra small pendant s1



Technical information

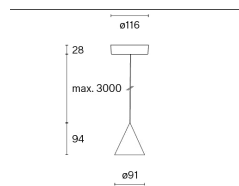
Physical	
Material	Shade: solid aluminium Canopy: polycarbonate
Optics	Reflector & diffuser prism: polycarbonate
IP rating	20
Protection class	II
LED	
Light source	COB LED (included)
Life time expectancy	L80 / 50,000 h
CRI Colour Rendering Index	97
Standard deviation of colour matching	3-step MacAdam
Replaceable by a professional	

The technical data represent rated values for an ambient temperature of 25°C. The data values for the luminous flux are initially subject to a tolerance of +/- 10%, those for the electrical connected load are initially subject to a tolerance of +/- 10%, and those for the colour temperature are initially subject to a tolerance of +/- 150 K. No liability is assumed for typographical or printing errors. The general terms and conditions of Wästberg Lighting AB apply.

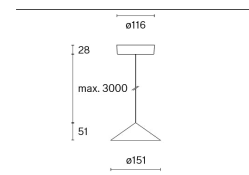
Article-specific information

Version	s1
Mounting	Ceiling suspended
LED Colour temperature (CCT) / Luminous flux	2700 K / 424 lm
Voltage / System power	220–240 V / 7.8 W
Efficacy	54 lm / W
Light control	Phase-cut dim / DALI dim-Push dim
Net weight	0.4 kg
Packaging dimensions	L16 × W14 × H15 cm (0.003 m ³)
Gross weight	0.6 kg
Phase-cut dim	
Traffic white (RAL 9016)	●
Jet black (RAL 9005)	●
Raw	●
DALI dim-Push dim	
Traffic white (RAL 9016)	●
Jet black (RAL 9005)	●
Raw	●
Art. No. / EAN code	
201S129016	/ 7330492008608
201S129005	/ 7330492008615
201S120002	/ 7330492001180
Art. No. / EAN code	
201S1290162	/ 7330492000152
201S1290052	/ 7330492000169
201S1200022	/ 7330492001197

w201 Extra small pendant s2



w201 Extra small pendant s3



Article-specific information

Version	s2	s3
Mounting	Ceiling suspended	Ceiling suspended
LED Colour temperature (CCT) / Luminous flux	2700 K / 446 lm	2700 K / 446 lm
Voltage / System power	220–240 V / 7.8 W	220–240 V / 7.8 W
Efficacy	57 lm / W	57 lm / W
Light control	Phase-cut dim / DALI dim-Push dim	Phase-cut dim / DALI dim-Push dim
Net weight	0.6 kg	0.8 kg
Packaging dimensions	L14 × W14 × H17 cm (0.003 m ³)	L20 × W20 × H13 cm (0.005 m ³)
Gross weight	1.0 kg	1.2 kg
Phase-cut dim	Art. No. / EAN code	Art. No. / EAN code
Traffic white (RAL 9016)	201S229016 / 7330492008608	201S329016 / 7330492008660
Jet black (RAL 9005)	201S229005 / 7330492008615	201S329005 / 7330492008677
Raw	201S220002 / 7330492001203	201S320002 / 7330492001227
DALI dim-Push dim	Art. No. / EAN code	Art. No. / EAN code
Traffic white (RAL 9016)	201S2290162 / 7330492000176	201S3290162 / 7330492000190
Jet black (RAL 9005)	201S2290052 / 7330492000183	201S3290052 / 7330492000206
Raw	201S2200022 / 7330492001210	201S3200022 / 7330492001234