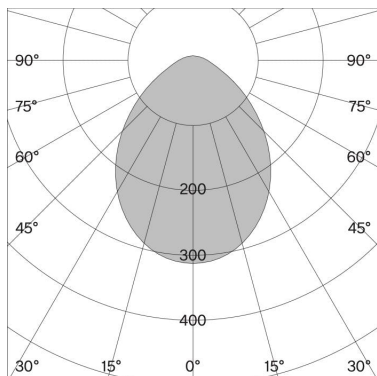
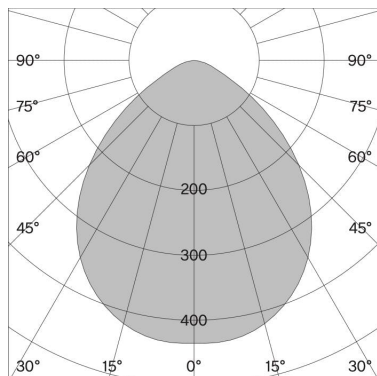


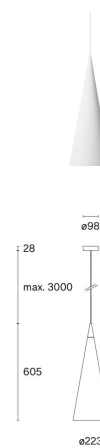
w221 Medium pendant s1 traffic white



w221 Medium pendant s2 traffic white



w221 Medium pendant s1



Technical information

Physical

Material	Shade: aluminium Canopy: polycarbonate
-----------------	--

Optics	Diffuser: acrylic
---------------	-------------------

IP rating	20
------------------	----

Protection class	I
-------------------------	---

LED

Light source	LED (included)
---------------------	----------------

Lifetime expectancy	L80 / 50.000 h
----------------------------	----------------

CRI Colour rendering index	≥ 90
-----------------------------------	------

Standard deviation of colour matching	3-step MacAdam
--	----------------

Replaceable by a professional

The technical data represent rated values for an ambient temperature of 25°C. The data values for the luminous flux are initially subject to a tolerance of +/- 10%, those for the electrical connected load are initially subject to a tolerance of +/- 10%, and those for the colour temperature are initially subject to a tolerance of +/- 150 K. No liability is assumed for typographical or printing errors. The general terms and conditions of Wästberg Lighting AB apply.

Article-specific information

Version

Mounting

LED Colour temperature (CCT) / Luminous flux

Efficacy

Voltage / System power

Light control

Net weight

Packaging dimensions

Gross weight

Phase-cut dim

Traffic white (RAL 9016)

Jet black (RAL 9005)

Raw brushed

DALI dim-Push dim

Traffic white (RAL 9016)

Jet black (RAL 9005)

Raw brushed

Accessories

1-phase track adapter white

1-phase track adapter black

3-phase track adapter white

3-phase track adapter black

3-phase track DALI adapter white

3-phase track DALI adapter black

s1

Ceiling suspended

2700 K / 614 lm

54 lm / W

220–240 V / 11 W

Phase-cut dim / DALI dim-Push dim

1.6 kg

L28.4 x W28.4 x H67.2 cm (0.05 m³)

3.0 kg

Art. No. / EAN code

221S102271 / 7330492000244

221S105271 / 7330492000251

221S120271 / 7330492001241

Art. No. / EAN code

221S102272 / 7330492000305

221S105272 / 7330492000312

221S120272 / 7330492001258

Art. No. / EAN code

ACC00102 / 7330492001920

ACC00105 / 7330492001937

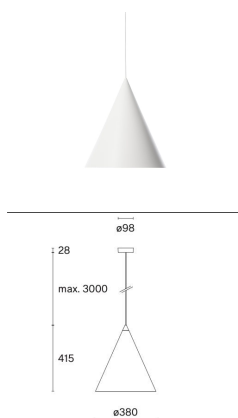
ACC00202 / 7330492001944

ACC00205 / 7330492001951

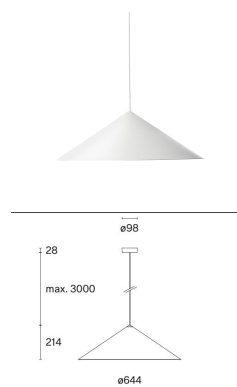
ADAPT1-001 / 7330492001982

ADAPT1-002 / 7330492001999

w221 Medium pendant s2



w221 Medium pendant s3



Article-specific information

Version	s2	s3
Mounting	Ceiling suspended	Ceiling suspended
LED Colour temperature (CCT) / Luminous flux	2700 K / 922 lm	2700 K / 1008 lm
Efficacy	83 lm / W	91 lm / W
Voltage / System power	220–240 V / 11 W	220–240 V / 11 W
Light control	Phase-cut dim / DALI dim-Push dim	Phase-cut dim / DALI dim-Push dim
Net weight	2.1 kg	2.8 kg
Packaging dimensions	L44.1 x W44.1 x H48.2 cm (0.09 m ³)	L72.7 x W71.3 x H27.2 cm (0.14 m ³)
Gross weight	4.3 kg	7.4 kg
Phase-cut dim	Art. No. / EAN code	Art. No. / EAN code
Traffic white (RAL 9016)	221S202271 / 7330492000268	221S302271 / 7330492000282
Jet black (RAL 9005)	221S205271 / 7330492000275	221S305271 / 7330492000299
Raw brushed	221S220271 / 7330492001265	221S320271 / 7330492001289
DALI dim-Push dim	Art. No. / EAN code	Art. No. / EAN code
Traffic white (RAL 9016)	221S202272 / 7330492000329	221S302272 / 7330492000343
Jet black (RAL 9005)	221S205272 / 7330492000336	221S305272 / 7330492000350
Raw brushed	221S220272 / 7330492001272	221S320272 / 7330492001296
Accessories	Art. No. / EAN code	Art. No. / EAN code
1-phase track adapter white	ACC00102 / 7330492001920	ACC00102 / 7330492001920
1-phase track adapter black	ACC00105 / 7330492001937	ACC00105 / 7330492001937
3-phase track adapter white	ACC00202 / 7330492001944	ACC00202 / 7330492001944
3-phase track adapter black	ACC00205 / 7330492001951	ACC00205 / 7330492001951
3-phase track DALI adapter white	ADAPT1-001 / 7330492001982	ADAPT1-001 / 7330492001982
3-phase track DALI adapter black	ADAPT1-002 / 7330492001999	ADAPT1-002 / 7330492001999